

# Surface Mount — Gull-Wing Leads RF Transformer

50Ω 0.15 to 400 MHz

## T1-1-KK81+ T1-1-KK81



CASE STYLE: KK81  
PRICE: \$3.25 ea. QTY (1-9)

**+ RoHS compliant in accordance  
with EU Directive (2002/95/EC)**

*The +Suffix identifies RoHS Compliance. See our web site  
for RoHS Compliance methodologies and qualifications.*

### Maximum Ratings

Operating Temperature	-20°C to 85°C
Storage Temperature	-55°C to 100°C
RF Power	250mW
DC Current	30mA

### Pin Connections

PRIMARY DOT	4
PRIMARY	6
SECONDARY DOT	3
SECONDARY	1
SECONDARY CT	—
NOT USED	2,5

### Features

- wideband, 0.15 to 400 MHz
- good return loss
- also available with plug-in (X65) & radial (W38) leads

### Applications

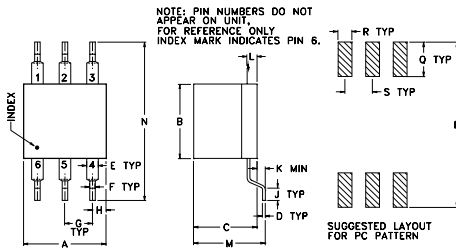
- VHF/UHF
- receivers/transmitters

### Transformer Electrical Specifications

Ω RATIO	FREQUENCY (MHz)	INSERTION LOSS*		
		3 dB MHz	2 dB MHz	1 dB MHz
1	0.15-400	0.15-400	0.35-200	0.2-50

\* Insertion Loss is referenced to mid-band loss, 0.6 dB typ.

### Outline Drawing



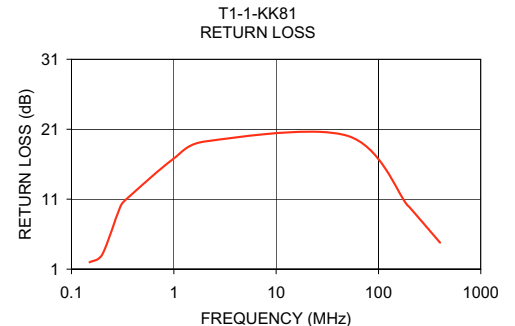
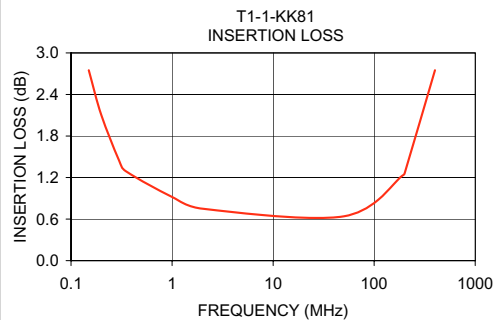
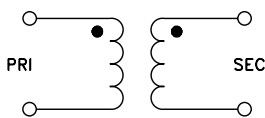
### Outline Dimensions (inch/mm)

A	B	C	D	E	F	G	H	J
.30	.27	.23	.010	.042	.020	.100	.05	.05
7.62	6.86	5.84	0.25	1.07	0.51	2.54	1.27	1.27
K	L	M	N	P	Q	R	S	wt
.020	.036	.26	.575	.600	.125	.050	.100	grams
0.51	0.91	6.60	14.61	15.24	3.18	1.27	2.54	0.50

### Typical Performance Data

FREQUENCY (MHz)	INSERTION LOSS (dB)	INPUT R. LOSS (dB)
0.15	2.75	1.98
0.20	2.10	3.10
0.30	1.44	9.92
0.35	1.29	11.10
1.00	0.92	16.82
2.00	0.75	19.24
50.00	0.64	20.06
191.32	1.23	10.15
200.00	1.26	9.90
400.00	2.75	4.79

### Config. C



**Mini-Circuits®**  
ISO 9001 ISO 14001 CERTIFIED

ALL NEW  
minicircuits.com

P.O. Box 350166, Brooklyn, New York 11235-0003 (718) 934-4500 Fax (718) 332-4661 For detailed performance specs & shopping online see Mini-Circuits web site



The Design Engineers Search Engine Provides ACTUAL Data Instantly From MINI-CIRCUITS At: [www.minicircuits.com](http://www.minicircuits.com)

RF/IF MICROWAVE COMPONENTS

REV. A  
M98898  
T1-1-KK81  
IG/TD/CP  
070801